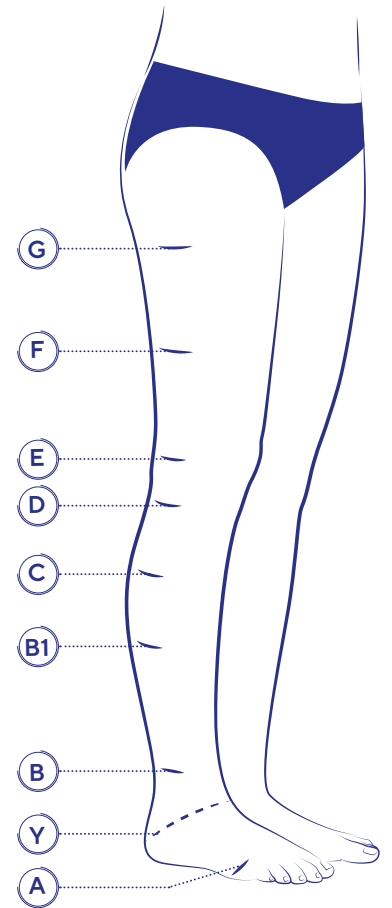


MOBIDERM STOCKINGS

Anatomical Markers

- Ⓒ is located on the gluteal fold (for thigh-high)
- Ⓓ equidistant point between G and E
- Ⓔ corresponds to the middle of the patella
- Ⓕ is located on the head of the fibula (3 - 4 cm under the patella)
- Ⓖ corresponds to the widest point of the calf
- Ⓗ corresponds to the start of the calf muscles
- Ⓘ to be measured at the narrowest point of the ankle
- Ⓚ goes through the instep and the tuberosity of the calcaneus
- Ⓛ goes through the head of the metatarsal bones (at the widest point)

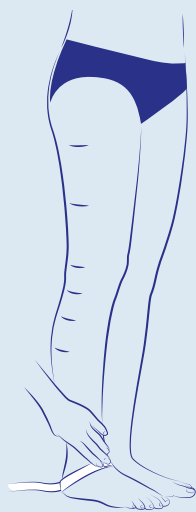
All markers must be positioned on the external face of the leg.



Measurement Instructions



Circumference of the head of the metatarsal bones



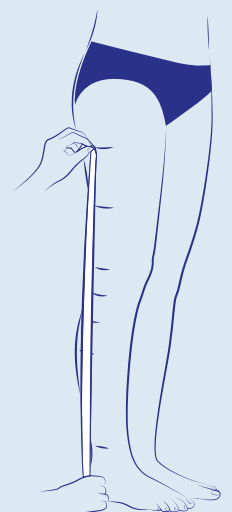
Circumference at the instep



Ankle circumference (at the narrowest point)



Circumference of the thigh (at the gluteal fold)



Height measurement (position of measuring tape on the external face of the leg)