

LYMPHATREX Essential

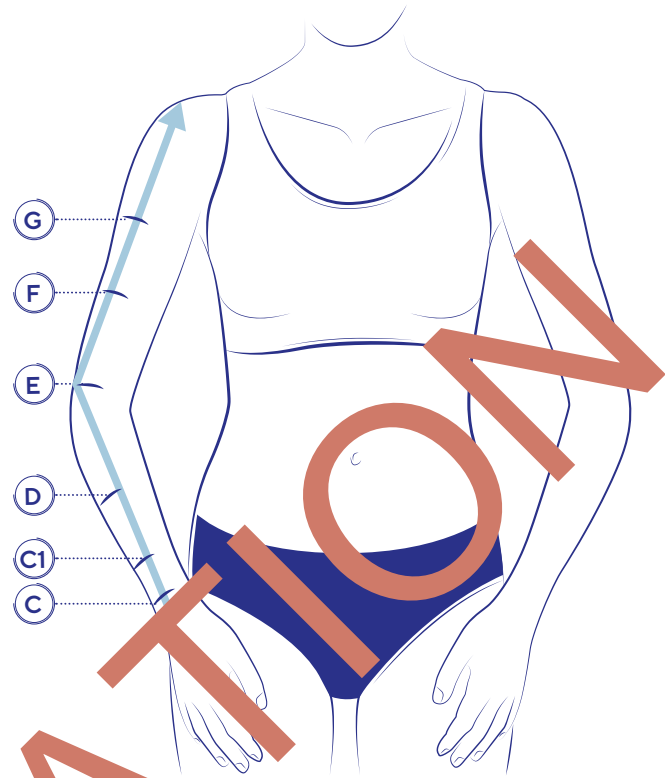
SLEEVES

Anatomical Markers

- (G) corresponds to the axilla (armpit)
- (F) corresponds to the widest point of the biceps
- (E) is located at the level of the olecranon
- (D) equidistant between A and C or at the origin of the edema
- (C1) positioned at 6 cm from C
- (C) to be measured at the narrowest point of the wrist external face in the middle of the radial-ulnar joint

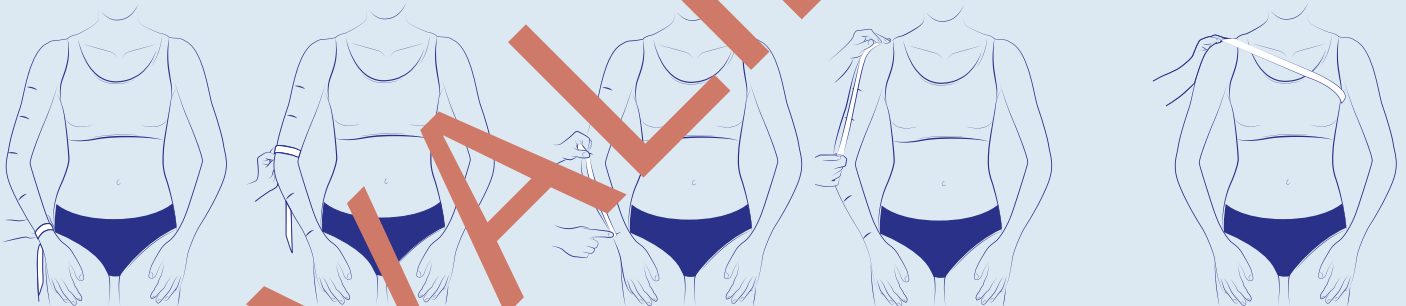
The arm must be slightly bended when taking measures.

→ Positioning of the measuring tape to measure heights.



Measurement Instructions

ARMSLEEVE



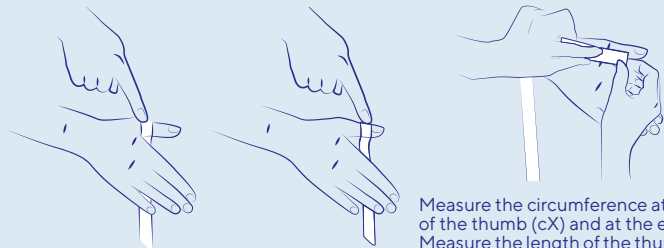
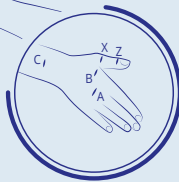
Measure all the circumferences.

The lengths must be measured from the middle of the wrist to the tip of the elbow, then on the outside of the arm up to the desired finished height.

For the **shoulder cover**, measure the chest circumference from the acromion process and going under the opposite armpit.

MITTEN

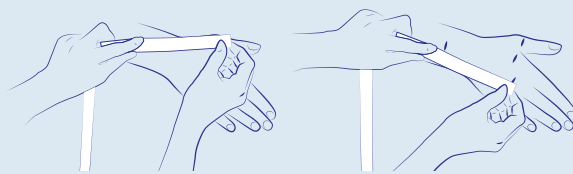
Mark all necessary hand measurement points: at the head of the metacarpal bones (A) at the thumb commissure, C at the wrist, X at the end of the second thumb phalanx, Z at the first thumb nail base.



Measure the circumference at the base of the thumb (cX) and at the end (cZ). Measure the length of the thumb (ℓXZ). For technical reasons, the length of the thumb (ℓXZ) cannot be less than 2 cm.



The circumference at the end of the mitten (cA) is located at the head of the metacarpal bones.



Measure the length of the mitten:
 1/ℓCX: from the wrist (C) to the base of the thumb (X)
 2/ℓAC: from the wrist (C) to the finished height (A)
 3/ℓAB: from the finished height (A) to the thumb commissure (B)